



WIRE SCREEN ORDER GUIDE

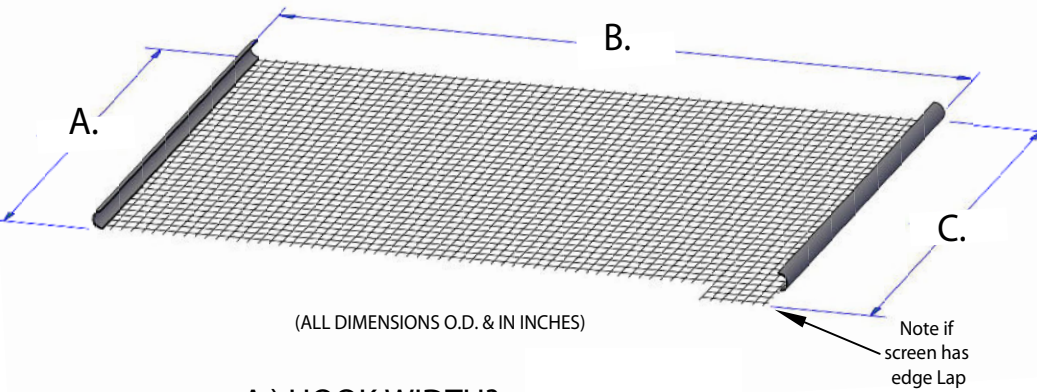
Measure your screen or deck to fill out this form.
email to sales@cuttingedgesupply.com or fax to (909) 825-4699

DATE: _____

Company: _____

Phone Number: _____

Email: _____



(ALL DIMENSIONS O.D. & IN INCHES)

LAP? A.) HOOK WIDTH? _____

Yes ☐ B.) TOTAL LENGTH? _____

No ☐ C.) SCREEN WIDTH LAP? _____

HOOK DIRECTION?

U/U ☐

D/D ☐

U/D ☐

HOOK TYPE
(Select From Below)

SHROUD?

Yes ☐

No ☐

EXAMPLE OPENING & DIAMETER COMBINATIONS

Opening	Dia.	Open area
1/8" with	0.080" =	37.20%
3/16" with	0.080" =	49.40%
1/4" with	0.105" =	49.60%
1/4" with	0.120" =	45.60%
5/16" with	0.135" =	48.80%
3/8" with	0.135" =	54.10%
3/8" with	0.148" =	51.40%
7/16" with	0.148" =	55.80%
1/2" with	0.162" =	57.10%
1/2" with	0.192" =	52.50%
9/16" with	0.192" =	55.00%
5/8" with	0.177" =	60.70%
5/8" with	0.192" =	58.50%
3/4" with	0.207" =	61.40%
3/4" with	0.250" =	56.30%
7/8" with	0.250" =	60.50%
1" with	0.250" =	64.00%
1" with	0.313" =	58.00%
1 1/8" with	0.250" =	67.00%
1 1/8" with	0.313" =	61.00%
1 1/4" with	0.250" =	69.40%
1 1/4" with	0.313" =	64.00%
1 1/2" with	0.313" =	68.50%
1 1/2" with	0.375" =	64.00%
1 3/4" with	0.375" =	67.80%
2" with	0.375" =	70.90%
2 1/2" with	0.375" =	75.60%
2 1/2" with	0.500" =	69.40%
3" with	0.500" =	73.50%
4" with	0.500" =	79.00%

WIRE DIAMETER?

_____ INCH

OPENING SIZE?

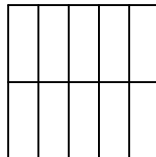
Length Width

SCREEN OPENING?

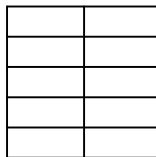
Square ☐

Slotted Rectangle ☐

WITH
FLOW



AGAINST
FLOW




OR




MAKE & MODEL?




A - Hooked Edge Bent 45°



B - Hooked Edge w/ Metal Shroud



C - Welded Edge Wire



D - Welded Hook 45°



E - Folded U-hook



F - Welded U-hook



G - Welded Plate 90°